

## Strong power

- ◆ Dongfeng Cummins QSC 8.3 engine: 8.3L displacement, maximum output torque: 980N.m, torque reserve coefficient: 41%, ensuring fast response and strong power.
- ◆ Wide environmental adaptability: It can keep working at -15°C to 45°C and an altitude of 4,500m.
- ◆ The variable power function automatically matches the working gears to ensure optimal efficiency under different load conditions.

## Convenient maintenance

- ◆ Intelligent self-cleaning: The cooling fan can reverse regularly and automatically to clean the dust on the radiator.
- ◆ The doors on both sides of the engine compartment can be opened to make maintenance and upkeep more convenient.
- ◆ The working device with a fully sealed slewing bearing structure requires no frequent adjustment, featuring a grease filling cycle of 250 hours or 1 month.



**CB Series**



### SANY HEAVY INDUSTRY CO., LTD.

Sany Industrial City, Changsha Economic and Technological Development Zone, Hunan Province, China  
Zip: 410100  
Fax: 0086-731-85835199    Enquiry and Complaint Telephone: 0086-4006098318

Warm reminder:  
As the technology is constantly updated, technical parameters and configurations are subject to change without prior notice.  
The machine on the picture may include additional equipment, this album is for reference only, subject to the actual.  
The copyright belongs to SANY Heavy Industry, and no part of this catalog may be reproduced or copied for any purpose without SANY Heavy Industry's written permission.

© China print Apr. 2025 edition



Scan the QR code to follow  
the WeChat Official Account of  
SANY Road Machinery

V 20250409

**SANY®**

## SPECIFICATION



## Grader SMG200C-8

QUALITY CHANGES THE WORLD  
[www.sanyglobal.com](http://www.sanyglobal.com)

## Product Highlights

### Easy manipulation

- ◆ Multilingual LCD screen ensures clear display of equipment information.
- ◆ The electronically controlled shift joystick makes the shifting operation easy.
- ◆ Load-sensitive hydraulic control system enables easy joystick operation, multi-action manipulation, and precise actions.

### Reliable and durable

- ◆ Slewing structure with fully sealed slewing bearing: This design can effectively prevent the intrusion of sand, gravel and dust. Compared with the traditional tray-type structures, it ensures superior operating precision and a service life of up to 10,000 hours.
- ◆ The blade slewing adopts a worm gear box with overload protection. When the plate encounters huge obstacles during operation, the overload protection function can effectively prevent the equipment from sudden impact to ensure the safe operation of the system.
- ◆ A multi-disc brake drive axle is adopted, and a hydraulically controlled differential lock can be optionally equipped: The hydraulically controlled multi-disc brake is applied to both service brake and parking brake. With a sealed structure, it features excellent braking performance and low maintenance frequency; the hydraulically controlled differential lock can provide sufficient traction under conditions with poor ground adhesion.



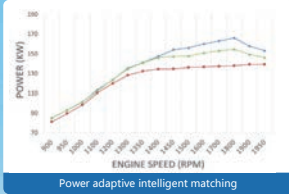



SMG200C-8

Grader  
CB Series

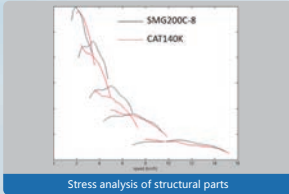
### Power adaptive intelligent matching technology

- The engine power curve automatically matches the working gear, effectively reducing operating fuel consumption.



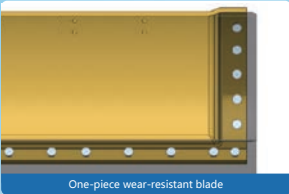
### 8-gear mechanical power shift direct drive transmission

- 8 forward gears, 6 reverse gears, power shift, and direct drive transmission, providing more sensitive response and stronger power.




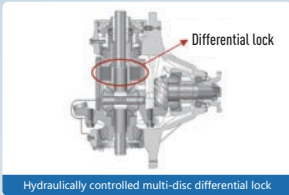
### Rolling disc working device & one-piece molded wear-resistant blade

- The fully sealed slewing bearing working device has high slewing precision and is more suitable for heavy-dust and dusty conditions. The grease filling interval is 250h or 1 month. With no easily-worn parts, its service life is >10,000h;
- The one-piece molded wear-resistant blade replaces the traditional welding blade. Its strength is increased by more than 2 times, and its wear resistance is >10,000h, resistant to deformation.




### High-strength rear axle

- A multi-disc brake drive axle is adopted, and a hydraulically controlled differential lock can be optionally equipped; hydraulically controlled multi-disc brakes are applied to both service braking and parking braking. With the sealed structure, they feature excellent braking performance and low maintenance frequency; the hydraulically controlled differential lock can provide sufficient traction under conditions with poor ground adhesion.



### Variable pump load-sensitive hydraulic system (PPPC)

- The hydraulic flow is dynamically matched with load changes, the hydraulic system generates less heat and has low energy consumption, meeting the requirements of multi-joystick synchronous operation;
- The large-displacement operation pump and blade slewing drive motor increase the blade's soil slewing capacity by 56%;
- Load-sensitive multi-way valve delivers precise control with an effective stroke>50%, featuring a joystick operating force<25N for effortless operation.



### Smart fan

- The fan speed is adjusted according to the engine water temperature, transmission oil temperature, etc., which reduces the engine power loss and the noise of the whole machine.
- The cooling fan can reverse regularly and automatically to clean the dust on the radiator.



### Optional Configurations

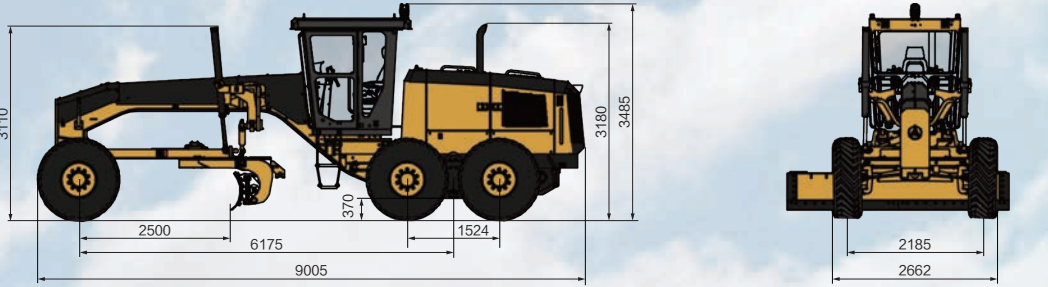
Category	Standard Configuration	Optional/additional	Application Scenarios of Optional Parts
Drive axle	NO-SPIN differential lock	Hydraulically controlled multi-disc differential lock	Soft sand and snowy ground
Working machines	-	Front bulldozer	Large-volume loose material traction
	-	Rear ripper (5 large teeth)	Crushing and loosening of hard soil
	-	Rear ripper (5 large teeth with 9 small teeth)	Crushing and loosening of hard soil
	-	Front scarifier (11 teeth)	Loosening before leveling the farmland roads
Blade & Intelligence	12-foot blade	14-foot blade	Adapt to different road and site widths
	One-button lowering	-	Earthwork fine leveling and road snow removal
	Blade snow removal floating	-	Road snow removal
Tire & protection shield	17.5-25 wavy pattern	17.5-25 herringbone pattern	Soft ground
		17.5-25 L4 pattern	Ground surface with high wear resistance requirements, such as crushed stone surface

Remarks:  
1. Standard operating mass includes the weight of standard 17.5-25 tires, full load fuel, coolant, lubricant and 75kg operator.  
2. Due to the continuous update of technology and products, parameters and configurations are subject to modification without notice. In case of any discrepancy between samples and physical objects, the physical object shall prevail.

## Product Parameters

#### Overall Dimensions

The following are standard configuration measurement values; actual values may vary depending on optional components.



Unit: mm

Item	SMG200C-10
Engine emission	Stage III
Engine model	Cummins QSC 8.3
Rated power/speed (hp/rpm)	205-217/2200
Peak torque (N.m)	980
Overall dimensions (mm)	Standard configuration: without counterweight 9005×2662×3485
	Option: front counterweight + rear ripper 10700×2662×3485
Operating mass (kg)	Standard configuration: without counterweight 17000
	Option: front counterweight + rear ripper 19600
Forward speed (km/h)	4/5.5/8/11/17.2/23.4/32.3/46.8
Reverse speed (km/h)	3.2/4/8.7/13.6/25.3/37
Blade length × chord height (mm)	3660×620 (standard)
Maximum lifting height of blade (mm)	460
Tire model	17.5-25 12PR
Fuel tank volume (L)	380
Hydraulic tank volume (L)	120